



CASSETTE
AIR CONDITIONER

HIGH STATIC
DUCTABLE
AIR CONDITIONER



MEDIUM STATIC
DUCTABLE
AIR CONDITIONER




AKABISHI CASSETTE TYPE

	<p>Ceiling-Cassette (Inverter)</p>	 <p>CFAY-18EV4G</p>	 <p>CFAY-24EV4G</p>	 <p>CFAY-36EV4G</p>	 <p>CFAY-48EV3G</p>	
<p>Outdoor Unit (Inverter)</p>						
	<p>Ceiling-Cassette (Non-Inverter)</p>	 <p>CFAM-18EV3G</p>	 <p>CFAM-24EV3G</p>	 <p>CFAM-36EV2G</p>	 <p>CFAM-48EP1G</p>	
<p>Outdoor Unit (Non - Inverter)</p>						

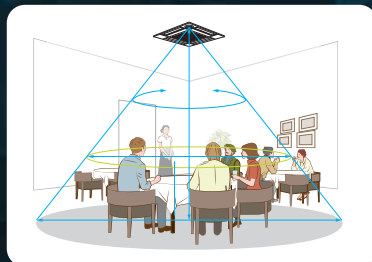
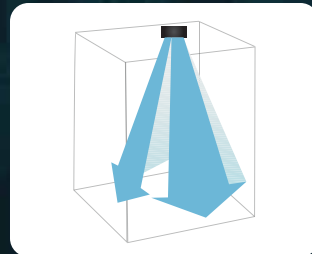
SUPERIOR COOLING PERFECTION WITH OUR HIGH-END DESIGN!

The design is characterized by its compactness, modernity and flat panel layout.




POWERFUL AIRFLOW

WIDE FLAP



**360° COMFORTABLE
AIRFLOW**



LED Back
Light



Power Saver
Compressor



Blue
Fin



100%
Copper




Programmable
Timer



Auto
Swing


CASSETTE - INVERTER SPECIFICATION



TYPE		COOLING ONLY-INVERTER				
Model Number			CFAY-18EV4G	CFAY-24EV4G	CFAY-36EV4G	CFAY-48EV3G
		Unit	CFBY-18EV4G	CFBY-24EV4G	CFBY-36EV4G	CFBY-48EV3G
Performance	Capacity Full Load	TR	1.5	1.8	3.0	4.0
		W	5450	6200	10600	13200
	Power Full Load	W	1540	1745	3400	4575
	ISEER		4.60	4.60	3.75	3.55
Electrical Data	Voltage	V/Phase/Freq	230/1PH/50Hz	230/1PH/50Hz	230/1PH/50Hz	230/1PH/50Hz
	Supply From		Outdoor Driven	Outdoor Driven	Outdoor Driven	Outdoor Driven with RS - 485 Communication
Evaporator	Fin colour		Blue	Blue	Blue	Blue
Indoor Air Flow		CMH	1220 (High)	1280 (High)	2180 (Turbo)	2180 (Turbo)
Indoor Noise(H/M/L)		dBA	44/42/41	45/43/41	52/50/48	52/50/48
IDU Dimension	Net Dim(DxWxH)	mm	845x845x245	845x845x245	845x845x290	845x845x290
	Packing Dim(DxWxH)	mm	950x950x328	950x950x328	950x950x373	950x950x373
	Net / Gross Weight	Kg	23/29	24/30.5	26/32	26/32
Outdoor Noise Level Rated		dBA	57	58	60	65
Condenser	Fin colour		Blue	Blue	Blue	Blue
ODU Dimension	Net Dim(DxWxH)	mm	281x781x555	281x781x555	310x850x684	380X1030X790
	Packing Dim(DxWxH)	mm	395x925x605	395x925x605	450x1032x755	470X1090X933
	Net / Gross Weight	Kg	26.5/28.5	28/30	42/47	64/68
Refrigerant Type			R-32	R-32	R-32	R-32
Connecting Pipe	Liquid and Gas Side Dia	Dia	1/4", 1/2"	1/4", 5/8"	3/8", 5/8"	3/8", 5/8"
	Maximum Length	m	25m	25m	30m	30m
	Maximum Elevation	m	15m	15m	15m	15m
Ambient Operating Range		°C	48	48	48	48
Front Grill	Net Dim(DxWxH)	mm	950x950x52	950x950x52	950x950x52	950x950x52
	Packing Dim(DxWxH)	mm	1010x1034x118	1010x1034x118	1010x1034x118	1010x1034x118
	Net / Gross Weight	Kg	5.5/8.0	5.5/8.0	5.5/8.0	5.5/8.0
Star Rating (Existing BEE Table)						

*Rating conditions Cooling - Indoor: 27°C(80°F)DB, 19°C(66°F)WB, Outdoor: 35°C(95°F)DB

CASSETTE - NON INVERTER SPECIFICATION

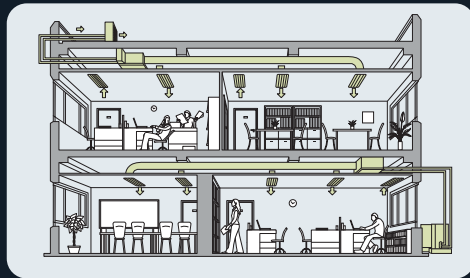


TYPE		COOLING ONLY-NON INVERTER				
Model Number			CFAM-18EV3G	CFAM-24EV3G	CFAM-36EV2G	CFAM-48EP1G
		Unit	CFBM-18EV3G	CFBM-24EV3G	CFBM-36EV2G	CFBM-48EP1G
Performance	Capacity Full Load	TR	1.5	1.8	3.0	4.0
		W	5100	6200	10600	13200
	Power Consumption	W	1325	1610	3354	4475
	ISEER		3.85	3.85	3.16	2.95
Electrical Data	Voltage	V/Phase/Freq	230/1PH/50Hz	230/1PH/50Hz	230/1PH/50Hz	415/3PH/50Hz
	Supply From		Outdoor Driven	Outdoor Driven	Outdoor Driven	Outdoor Driven with RS - 485 Communication
Evaporator	Fin colour		Blue	Blue	Blue	Blue
Indoor Air Flow		CMH	1300 (High)	1350 (High)	2180 (Turbo)	2180 (Turbo)
Indoor Noise(H/M/L)		dBA	46/44/43	47/44/43	53/52/49	53/52/49
IDU Dimension	Net Dim(DxWxH)	mm	845x845x245	845x845x245	845x845x290	845x845x290
	Packing Dim(DxWxH)	mm	950x950x328	950x950x328	950x950x373	950x950x373
	Net / Gross Weight	Kg	23/29	24/30.5	26/32	26/32
Outdoor Noise Level Rated		dBA	55	60	64	65
Condenser	Fin colour		Blue	Blue	Blue	Blue
ODU Dimension	Net Dim(DxWxH)	mm	301x810x594	310x850x684	328x928x755	383X1032X872
	Packing Dim(DxWxH)	mm	415x935x665	450x1032x755	450x1075x820	470X1126X995
	Net / Gross Weight	Kg	38.5/42	44/48.5	58/64	80/84
Refrigerant Type			R-32	R-32	R-32	R-32
Connecting Pipe	Liquid and Gas Side Dia	Dia	1/4", 1/2"	1/4", 5/8"	3/8", 5/8"	3/8", 5/8"
	Maximum Length	m	25m	25m	30m	30m
	Maximum Elevation	m	15m	15m	15m	15m
Ambient Operating Range		°C	48	48	48	48
Front Grill	Net Dim(DxWxH)	mm	950x950x52	950x950x52	950x950x52	950x950x52
	Packing Dim(DxWxH)	mm	1010x1034x118	1010x1034x118	1010x1034x118	1010x1034x118
	Net / Gross Weight	Kg	5.5/8.0	5.5/8.0	5.5/8.0	5.5/8.0
Star Rating (Existing BEE Table)						

*Rating conditions Cooling - Indoor: 27°C(80°F)DB, 19°C(66°F)WB, Outdoor: 35°C(95°F)DB

DUCTABLE AIR CONDITIONER

The Breath of Fresh Comfort!



**FLEXIBLE DUCT
DESIGN**



REMOTE



OPTIONAL*

*Subject to available



Self-diagnostic
Function



Anti-rust



Auto
Restart



Timer



100%
Copper



Sleep
Mode



Air Filter

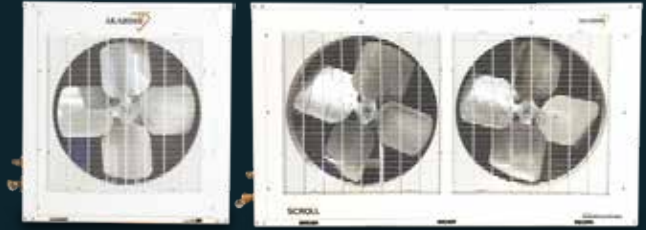
HIGH STATIC DUCTABLE - NON INVERTER SPECIFICATION



INDOOR UNIT - NON INVERTER					
Model Number			DHAM-66KVR-Y1	DHAM-102KVR-Y1 Q	DHAM-132KVR-Y1
Rated Power supply		V-ph-Hz	400+/-10%-3-50	400+/-10%-3-50	400+/-10%-3-50
Cooling	Tonnage Category	Tr	5.5	8.5	11
	Nominal Cooling Capacity	W	19343	29894	38687
	Input Power	W	7300	11800	14600
Power supply		V- Ph-Hz	230+/-10%-1-50	230+/-10%-1-50	230+/-10%-1-50
Blower & Housing	Type of Blower	Type	DIDW, Forward Curve	DIDW, Forward Curve	DIDW, Forward Curve
	Blower Material	Type	Aluminium	Aluminium	Aluminium
	Housing material	Type	GI	GI	GI
	No of Blower	Nos.	2	2	2
Indoor coil	Number of rows	Nos.	3	3	4
	Fin type	Type	Hydrophilic aluminium	Hydrophilic aluminium	Hydrophilic aluminium
Indoor Air Filter		Included			
Indoor Air Flow		CFM	2200	3846	4400
Indoor Static pressure		Pa	30	30	50
Indoor unit	NET Dimension(WxDxH)	mm	1200x725x345	1620x675x460	1875x700x460
	GROSS Packing (WxDxH)	mm	1420x760x370	1765x680x465	2010x720x550
	Net/Gross weight	Kg	50 / 54	85/100	130 /139
Drainage water pipe dia.		mm	ODΦ27.5mm	ODΦ27.5mm	ODΦ27.5mm
Refrigerant piping	Liquid side	Inch /Type	1/2" Flared Connections	5/8" Flared Connections	1/2" Flared Connections
	Gas Side	Inch/Type	7/8" Brazed Connection	9/8" Brazed Connection	7/8" Brazed Connection
Operating Range	Cooling		17~50	17~50	17~50
Remote Control		Type	Wired Controller		

*Rating conditions Cooling - Indoor: 27°C(80°F)DB, 19°C(66°F)WB, Outdoor: 35°C(95°F)DB

HIGH STATIC DUCTABLE - NON INVERTER SPECIFICATION



OUTDOOR UNIT - NON INVERTER					
Model Number			DHBM-66KPR-Y1	DHBM-102KPR-Y1 Q	DHBM-66KPR-Y1
Number of Outdoor		No.	1	1	2
Power supply		V- Ph-Hz	400+/-10%-3-50	400+/-10%-3-50	400+/-10%-3-50
Compressor	Type		Scroll	Scroll	Scroll
Outdoor coil	Number of rows	no.	3	2	3
Outdoor unit	Dimension (WxDxH)	mm	860x500x900	1650x620x940	860x500x900
	Packing (WxDxH)	mm	945x560x908	1750x708x1070	945x560x908
Refrigerant type/Quantity	Refrigerant	Type	R410	R410	R410
	Charged volume	gm / mtr	2900 / 7.5 mtr	6600 / 7.5mtr	2900 / 7.5 mtr
Refrigerant piping	Liquid side	Inch/Type	1/2" Flared Connections	5/8" Flared Connections	1/2" Flared Connections
	Gas Side	Inch/Type	7/8" Brazed Connection	9/8" Brazed Connection	7/8" Brazed Connection
	Max. pipe length	m	35	35	35
	Max. difference in level	m	20	20	20

*Rating conditions Cooling - Indoor: 27°C(80°F)DB, 19°C(66°F)WB, Outdoor: 35°C(95°F)DB



MEDIUM STATIC DUCTABLE - INVERTER SPECIFICATION



INDOOR UNIT - MEDIUM STATIC INVERTER						
Model Number			DMAY-18KVG-Y1	DMAY-24KVG-Y1	DMAY-36KVG-Y1	DMAY-48KVG-Y1
Performance	Power supply	V-ph-Hz	230+/-10%-1-50	230+/-10%-1-50	230+/-10%-1-50	230+/-10%-1-50
	Capacity - Full	Watts	5276	6400	10552	14068
	Capacity - Half	Watts	2638	3200	5276	7034
	Power Consumption - Full	Watts	1850	1800	4020	5250
	Current Full Load	Ampere	8,1	8,90	6,50	7,90
Indoor coil	Number of rows		3	3	4	3
	Fin type (code)		Hydrophilic aluminium	Hydrophilic aluminium	Hydrophilic aluminium	Hydrophilic aluminium
	Tube outside dia.and type	mm	Φ7, inner groove tube	Φ7, innergroove tube	Φ7, innergroove tube	Φ7, innergroove tube
Indoor air flow (Hi/Med/Lo)		m3/h	925/740/652	1715 / 1467 /1077	1715 / 1467 /1077	2612/2292/2088
ESP	Rated	Pa	10	10	20	30
Sound level (sound pressure)		dB(A)	40/34/33	49/40/38	49/40/38	53/49/42
Indoor unit	NET Dimension(WxDxH)	mm	822x605x210	1005x603x270	1005x603x270	1200 X 725 X 345
	GROSS Packing (WxDxH)	mm	1010x680x290	1125x635x310	1125x 635x310	1420 X 760 X 370
	Net/Gross weight	Kg	22.5 / 28.5	29/34	30/35	50 / 54
Drainage water pipe dia.		mm	ODΦ27.5mm	ODΦ27.5mm	ODΦ27.5mm	ODΦ27.5mm
Refrigerant piping	Liquid side/ Gas side	mm	Φ6.35/Φ12.7(1/4"/1/2")	Φ9.52/Φ15.9(3/8"/5/8")	Φ9.52/Φ19(3/8"/3/4")	Φ9.52/Φ19(3/8"/3/4")
Controller			Wired control	Wired control	Wired control	Wired control
Operating Range	Cooling		17~32	17~32	17~32	17~32

*Rating conditions Cooling - Indoor: 27°C(80°F)DB, 19°C(66°F)WB, Outdoor: 35°C(95°F)DB

MEDIUM STATIC DUCTABLE - INVERTER SPECIFICATION



OUTDOOR UNIT - MEDIUM STATIC INVERTER						
Model Number			DMBY-18KVG-Y1	DMBY-24KVG-Y1	DMBY-36KPG-Y1	DMBY-48KPG-Y1
Power supply		V-Ph-Hz	230+/-10%-1-50	230+/-10%-1-50	400+/-10%-3-50	400+/-10%-3-50
Compressor	Type		Rotary	Rotary	Rotary	Rotary
Outdoor coil	Number of rows		2	2	3	3
	Tube outside dia. and type	mm	Φ5, inner grooved tube	Φ5, inner grooved tube	Φ7 inner grooved tube	Φ5 inner grooved tube
Outdoor noise level		dB(A)	59	60	63	64
Outdoor unit	Dimension (WxHxD)	mm	780x540x250	845x700x320	820x900x320	820x900x320
	Packing (WxHxD)	mm	910x585x335	965x755x395	1022x897x424	1022x897x424
	Net/ Gross weight	kg	36/39	48/52	59 / 63	61 / 66
Refrigerant type/Quantity	Type		R32	R32	R32	R32
	Charged volume	Gm	700	910	1950	1720
Refrigerant piping	Liquid side/ Gas side	mm	Φ6.35/Φ12.7(1/4"/1/2")	Φ9.52/Φ15.9(3/8"/5/8")	Φ9.52/Φ19(3/8"/3/4")	Φ9.52/Φ19(3/8"/3/4")
	Max. pipe length	m	30	30	50	50

*Rating conditions Cooling - Indoor: 27°C(80°F)DB, 19°C(66°F)WB, Outdoor: 35°C(95°F)DB



MEDIUM STATIC DUCTABLE - NON INVERTER SPECIFICATION



INDOOR UNIT - MEDIUM STATIC NON INVERTER							
Model Number			DMAM-18KVG-Y1	DMAM-24KVG-Y1	DMAM-36KVR-Y1	DMAM-48KVR-Y1	
Performance	Power supply	V,Hz,Ph	230+/-10%-1-50	230+/-10%-1-50	230+/-10%-1-50	230+/-10%-1-50	
	Cooling Capacity	W	5275	6700	10600	13365	
	Input	W	1500	1940	4000	5100	
	Current	A	6,6	8,5	8,0	9,4	
Indoor coil	Number of rows		3	3	4	3	
	Fin type (code)		Hydrophilic aluminium	Hydrophilic aluminium	Hydrophilic aluminium	Hydrophilic aluminium	
	Tube outside dia.and type	mm	Φ7, inner groove tube	Φ7,innergroove tube	Φ7,innergroove tube	Φ7,innergroove tube	
Indoor air flow (Hi/Mi/Lo)		m3/h	925/740/652	1715 / 1467 /1077	1715 / 1467 /1077	2612/2292/2088	
ESP	Rated	Pa	10	20	25	50	
Sound level (sound pressure)		dB(A)	40/34/33	49/40/38	49/40/38	53/49/42	
Indoor unit	Dimension(WxDxH)		mm	822x605x210	1005x603x270	1005x603x270	1200x725x345
	Packing (WxDxH)		mm	1010x680x290	1195x635x310	1125x635x310	1420x760x370
	Net/Gross weight		Kg	22.5 / 28,5	29/34	30/35	50 / 54
Drainage water pipe dia.		mm	ODΦ25mm	ODΦ25mm	ODΦ25mm	ODΦ25mm	
Refrigerant piping	Liquid side/ Gas side	mm(inch)	Φ6.35/Φ12.7(1/4"/1/2")	Φ9.52/Φ15.9(3/8"/5/8")	Φ9.52/Φ19(3/8"/3/4")	Φ9.52/Φ19(3/8"/3/4")	
Controller			Wired control	Wired control	Wired control	Wired control	
Operating Range		°C	17-30	17-30	17-30	17-30	

MEDIUM STATIC DUCTABLE - NON INVERTER SPECIFICATION



OUTDOOR UNIT - MEDIUM STATIC NON INVERTER						
Model Number			DMBM-18KVG-Y1	DMBM-24KVG-Y1	DMBM-36KPR-Y1	DMBM-48KPR-Y1
Power supply		V- Ph-Hz	230+/-10%-1-50	230+/-10%-1-50	400+/-10%-3-50	400+/-10%-3-50
Compressor	Type		Rotary	Rotary	Scroll	Scroll
Outdoor coil	Number of rows		2	3	2	3
	Tube outside dia. and type		mm Φ7, inner grooved tube	Φ7 inner grooved tube	Φ7 inner grooved tube	Φ7 inner grooved tube
Outdoor noise level		dB(A)	57	60	64	64
Outdoor unit	Dimension (WxHxD)		mm 790x540x280	845x700x320	910x820x320	910x820x320
	Packing (WxHxD)		mm 910x585x335	965x755x395	1022x897x424	1022x897x424
	Net/ Gross weight		kg 34 / 38	44/48	64/67.5	70/73
Refrigerant type/Quantity	Type		Gms R32 / 800 gms	R32/ 1160	R410A / 2000	R410A / 2050
Refrigerant piping	Liquid side/ Gas side		mm Φ6.35/Φ12.7(1/4"/1/2")	Φ9.52/Φ15.9(3/8"/5/8")	Φ9.52/Φ19(3/8"/3/4")	Φ9.52/Φ19(3/8"/3/4")
	Max. pipe length		m 20	25	30	30
	Max. difference in level		m 8	10	10	10
Ambient temperature	Cooling		°C 18~50	18~50	18~50	18~50

*Rating conditions Cooling - Indoor: 27°C(80°F)DB, 19°C(66°F)WB, Outdoor: 35°C(95°F)DB



OUTSTANDING FEATURES



Easy Maintenance & Serviceability

It features easy access to the service panel located at the bottom of the indoor unit and a side panel on the outdoor unit, streamlining the maintenance process for your convenience.



High Air Outlet Static Pressure

The indoor unit's high static pressure allows for extended air supply, providing flexibility in the installation and positioning of both the indoor unit (IDU) and outdoor unit (ODU). This feature ensures that you can maintain the interior aesthetics of your space without compromising on the air conditioning performance.



Sleek Design

The unit height commences at 345mm, providing ample space for a spacious ceiling height. (In 66K HSD Unit only)




High & Low Pressure Control

Cartridge controls are specifically designed for refrigeration and air conditioning systems using CFC, HCFC, and HFC refrigerants. These controls serve as essential safety measures, ensuring high and low-pressure cut in and cut out, as well as fan cycling.




Scroll compressor

The compressor's efficiency is enhanced by its high volumetric efficiency and low power consumption. Additionally, its reduced number of moving parts results in less wear and tear, ensuring a quiet operation. Moreover, the compressor's excellent liquid handling capability contributes to its robustness, trouble-free performance, and reliability. (Available in 11 & 17 TR having two compressors)



Wireless Controller (Optional)

The utilization of a Wireless Controller enhances the convenience of Air Conditioner management.



AKABISHI Residential Range


Window Air Conditioner



Split Air Conditioner



Hot & Cold Split Air Conditioner



*For more details, refer AKABISHI Residential Brochure

MITSUBISHI ELECTRIC INDIA PVT. LTD.

HEAD OFFICE: 3rd Floor, Tower A, Global Gateway, MG Road,
Gurugram – 122002 (Haryana)

Tel. No.: (Main): 0124-6739300/301 Website: www.MitsubishiElectric.in


Email: customersupport@asia.meap.com

Customer Care Toll Free No.: 1800 102 2626

TECHNICAL CENTRES: Ahmedabad: 079-6777874; Bengaluru: 080-40201600;
Chennai: 044-49232222; Delhi: 011-66057900; Mumbai: 022-66116200






BRANCH/SALES OFFICES: Ahmedabad: 09898125272; Bhubaneswar: 09073949597;
Bengaluru: 080-40201600; Coimbatore: 0422-4385606; Chandigarh: 0172-4601645;
Chennai: 044-49232222; Delhi: 011-66057900; Ghaziabad: 011-66057900;
Hyderabad: 040-43438888; Indore: 0731-4098991; Jaipur: 0141-4011109;
Kolkata: 033-40858800; Kochi: 0484-4862093; Lucknow: 09336311110;
Ludhiana: 0161-4061654; Mumbai: 022-66116200; Nagpur: 09921442323
Pune: 020-27102000 Rajkot: 09586605009 Surat: 0261-4003111;
Vadodara: 09879100457; Vijayawada: 08498894567.

SATELLITE OFFICES: Agra: 09536900140; Amritsar: 09780021037;
Aurangabad: 09903037097; Bhopal: 09907135346; Dehradun: 08800878763;
Goa: 09167113443; Hubli: 08448398012; Jamshedpur: 09339346343;
Kanpur: 07755007767; Mangalore: 08448398012; Patna: 07739857587;
Raipur: 08817936264; Tirupati: 09319591931; Trichy: 09205599022;
Varanasi: 07992074100; Vizag: 09205987308


 For E-waste Collection & Disposal process: Customer can get complete details of company process on collection, disposal of e-waste product (i.e. Mitsubishi Electric make Air Conditioner) and incentive / exchange scheme for returning of e-waste on Company website (www.MitsubishiElectric.in) or by calling on Toll free number 1800 102 2626.

Specifications subject to change without notice.

202402

-  Head Office
-  Branch Offices
-  Satellite Offices
-  Technical Centres
-  Sales Offices

*Map for reference purpose only.

 **MITSUBISHI ELECTRIC**
Changes for the Better
AIR CONDITIONERS

The displayed images are intended for illustrative purposes and may not precisely depict the product. Models showcased may differ in size and color.